

Development partner (DP) visual aid: UNICEF

The 8 Effective Development Cooperation (EDC) practices in health are captured in 4 commitments. The first three commitments present the performance of the DPs against 6 EDC practices. The fourth commitment regards DP support to civil society and private sector.



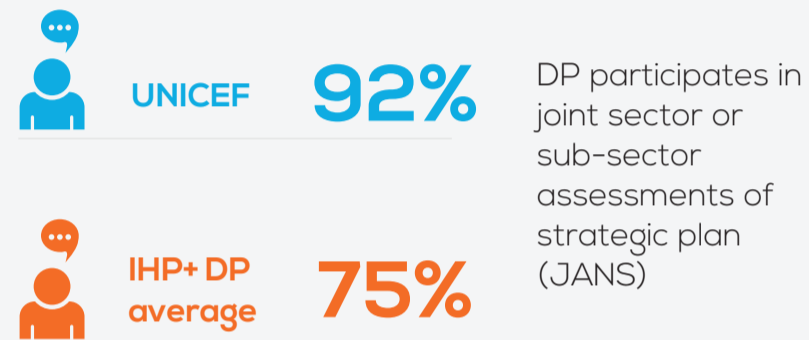
Legend

- IHP+ DP Average
- UNICEF aggregate data
- Yes
- No
- Unknown or not applicable
- Did not participate in monitoring round

COMMITMENT

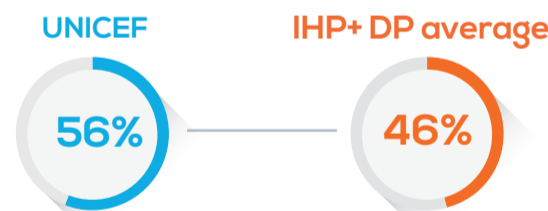
TO ESTABLISH STRONG HEALTH SECTOR STRATEGIES WHICH ARE JOINTLY ASSESSED, AND STRENGTHEN ACCOUNTABILITY

PARTNERS SUPPORT A SINGLE NATIONAL HEALTH STRATEGY

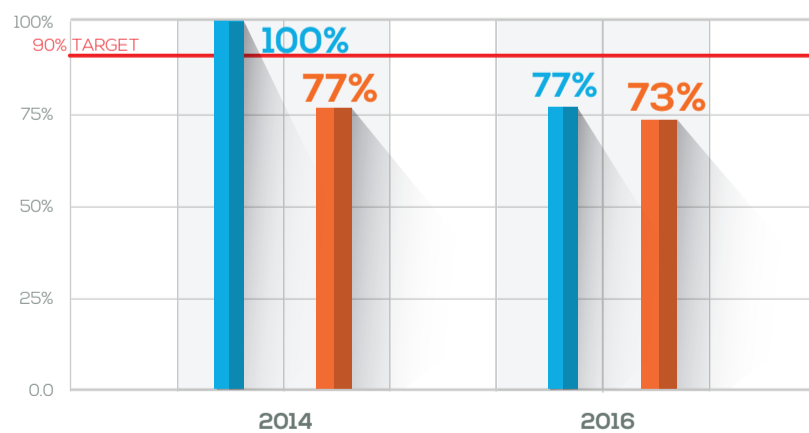


MUTUAL ACCOUNTABILITY IS STRENGTHENED

DP uses only national health sector indicators to monitor support



DP participates in mutual accountability processes

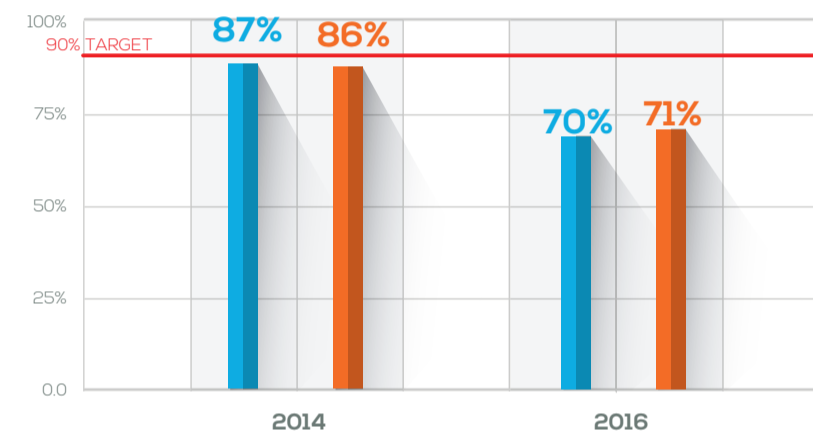


COMMITMENT

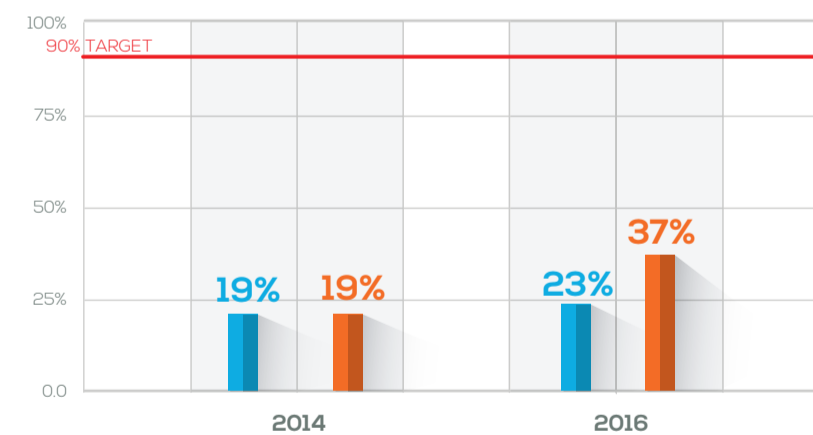
TO IMPROVE THE FINANCING, PREDICTABILITY AND FINANCIAL MANAGEMENT OF THE HEALTH SECTOR

HEALTH DEVELOPMENT COOPERATION IS MORE PREDICTABLE

DP funds disbursed to the government according to agreed timelines.

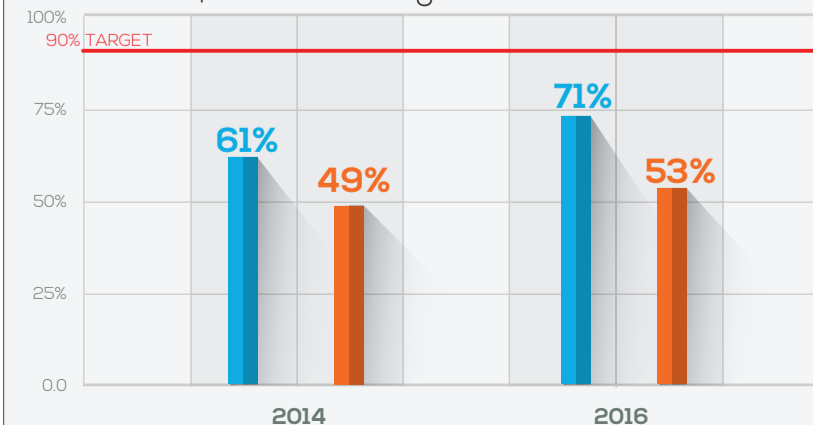


Predictability of funds for future - DP has communicated forward looking expenditure for 3 years ahead to government



HEALTH AID IS ON BUDGET

DP funds reported on budget

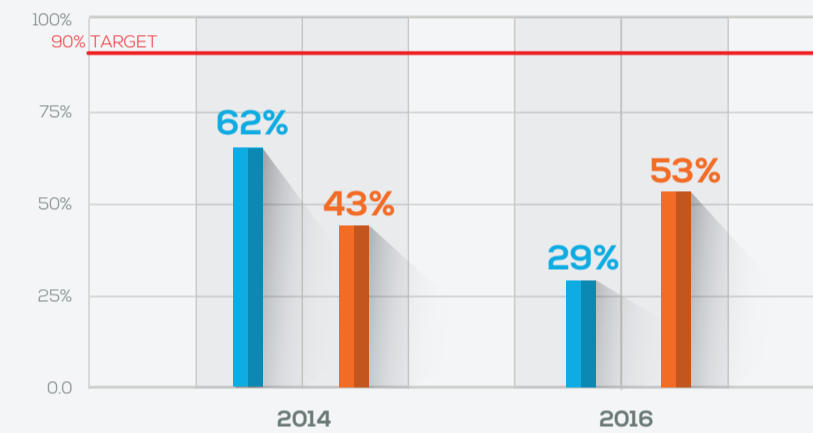


COMMITMENT

TO ESTABLISH, STRENGTHEN AND USE COUNTRY SYSTEMS

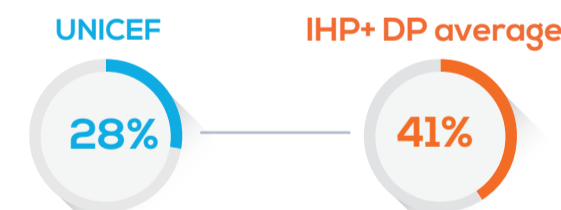
PUBLIC FINANCIAL MANAGEMENT (PFM) SYSTEMS ARE STRENGTHENED AND USED

DP funds use national expenditure procedures. Note: data provided only for countries with CPIA 3.5 or higher.



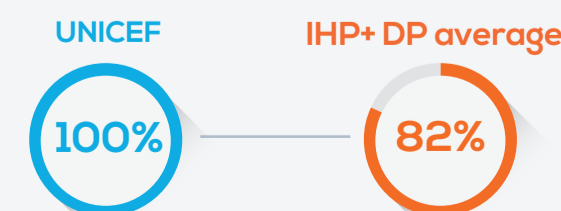
PROCUREMENT AND SUPPLY SYSTEMS ARE STRENGTHENED AND USED

DP uses national procurement and supply systems



TECHNICAL SUPPORT IS COORDINATED AND SOUTH-SOUTH COOPERATION SUPPORTS LEARNING

DP supports regional technical cooperation, e.g. communities of practice; south-south cooperation; triangular cooperation:

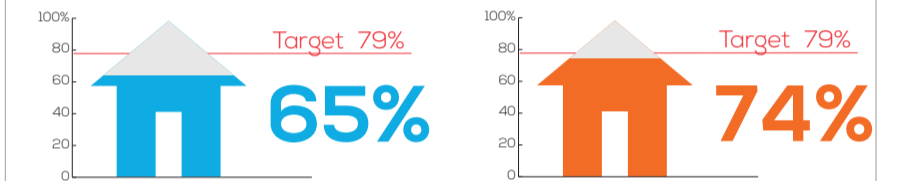


COMMITMENT

TO CREATE AN ENABLING ENVIRONMENT FOR CIVIL SOCIETY ORGANISATIONS AND PRIVATE SECTOR PARTICIPATION IN THE HEALTH SECTOR

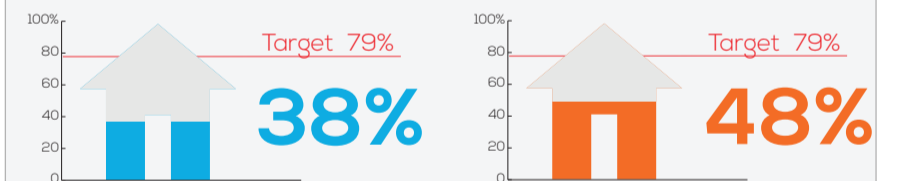
CIVIL SOCIETY ORGANISATIONS ENGAGEMENT

DP supports CSOs. (Support can include consultation, financing, training and/or technical support)



PRIVATE SECTOR ENGAGEMENT

DP supports private sector organisations (Support can include financing or technical support)



HOW TO READ THE PERFORMANCE PROFILE

All data presented on this visual aid are self-reported by the development partner (DP), or provided by the ministry of health (MoH), the civil society organizations (CSOs) and private sector (PS) representatives in the 28 countries for which the DP reported (see list of countries at the back). All data provided by government, CSOs and PS have in principle been validated by MoH. Where possible, trends in performance are documented over the last 2 monitoring rounds (2014 and 2016). For complementary information such as the Country 2016 monitoring report please visit www.internationalhealthpartnership.net.

2016 IHP+ MONITORING ROUND



Unpacking country-level performance for UNICEF



Legend

- Target achieved or exceeded
- Progress made, but not yet on target
- No or 0%
- Unknown
- N/A Not applicable
- Did not participate in monitoring round

	AFGHANISTAN	BENIN	BURKINA FASO	CAPE VERDE	CAMBODIA	CHAD	COMOROS	COTE D'IVOIRE	DRC	EL SALVADOR	ETHIOPIA	GAMBIA	GUINEA BISSAU	LIBERIA	MADAGASCAR	MALI	MAURITANIA	MOZAMBIQUE	MYANMAR	NIGERIA	PAKISTAN	SENEGAL	SIERRA LEONE	SUDAN	TOGO	UGANDA	VIETNAM	ZAMBIA	
USE OF M&E INDICATORS	2016	✓	✓	✓	✗	✗	✗	✗	✓	✗	✗	✓	?	✓	✓	✓	✗	✗	✓	✗	✓	?	✓	✓	✓	✗	?		
PARTICIPATION IN MA PROCESSES	2016	✓	✓	✓	✓	✓	✓	✗	✓	✓	✓	✗	✓	?	✗	✓	✗	✓	✗	✓	✗	✓	?	✓	✓	✓	✓	✓	
% OF FUNDS DISBURSED Target: 90%	2014	—	63%	100%	77%	79%	—	—	100%	100%	100%	—	—	—	—	82%	78%	—	—	—	—	56%	67%	25%	—	—	—	—	
	2016	100%	98%	87%	100%	100%	100%	87%	10%	100%	63%	100%	100%	76%	80%	93%	100%	48%	85%	86%	100%	23%	53%	?	73%	100%	12%	100%	18%
FORWARD LOOKING EXP	2014	—	✗	✗	✗	✗	—	—	✗	✓	✗	✗	—	—	—	✗	✗	—	—	—	—	✗	✓	✗	—	—	—	—	
	2016	✗	✓	✗	✗	?	✗	✗	✗	✗	✗	✗	✗	✓	✗	✓	✓	✗	✓	✗	✗	?	✗	✗	✗	✗	✓	✗	✗
AID ON BUDGET Target: 85%	2014	—	63%	✗	100%	✗	—	—	1%	100%	100%	100%	—	—	—	✗	89%	—	—	—	—	58%	67%	25%	—	—	—	—	
	2016	✗	100%	2%	✗	100%	100%	?	✗	?	✗	100%	?	?	100%	100%	42%	N/A	85%	100%	N/A	✗	58%	?	?	100%	100%	✗	100%
USE OF PFM Target: 80%	2014	—	✗	76%	12%	11%	—	—	N/A	N/A	?	100%	—	—	—	—	37%	N/A	—	—	—	—	?	100%	N/A	—	—	—	—
	2016	✗	✗	100%	?	11%	N/A	N/A	N/A	N/A	N/A	62%	?	N/A	100%	N/A	24%	N/A	6%	N/A	N/A	✗	?	100%	100%	97%	?	100%	100%
PROCUREMENT	2016	✓	✗	✓	✗	✓	✗	✗	✓	✓	✗	✗	✗	?	✗	✗	✗	✗	✗	✗	✗	✗	?	✗	✓	✗	✓	?	
TECHNICAL ASSISTANCE	2016	✓	✓	✓	✓	✓	✓	✓	✓	✓	✓	✓	?	?	✓	✓	✓	✓	✓	✓	✓	✓	?	✓	✓	✓	✓	✓	?
CSO SUPPORT	2014	—	✓	✓	✓	✗	—	—	✓	✓	✓	✓	—	—	—	—	✓	✓	—	—	—	—	✓	✓	✓	—	—	—	—
	2016	✓	✓	✓	✓	✗	✗	✗	✓	✗	✓	✓	✗	✗	?	✓	✓	✗	✓	✓	✗	✗	✓	?	✓	✓	✓	✓	✓
PS SUPPORT	2016	✗	✓	✗	✗	✗	✗	✓	✗	✓	✗	✓	✗	✗	?	✓	✓	✗	?	✓	✓	✗	✓	?	✗	✗	✗	✗	?

DEVELOPMENT ASSISTANCE FOR HEALTH (DAH)

